

.....


.....


.....

.....

.....

.....





Ε

■ ■
種 種

_____	_____
_____	_____
_____	_____
_____	_____

_____	_____
_____	_____
_____	_____
_____	_____

_____	_____
_____	_____
_____	_____
_____	_____

Table 1: Comparison of the proposed method with other methods

Method	Accuracy	Runtime
Method A	0.85	1.2s
Method B	0.82	1.5s
Method C	0.80	1.8s

Method	Accuracy	Runtime
Method A	0.85	1.2s
Method B	0.82	1.5s
Method C	0.80	1.8s

--	--	--	--	--

_____	_____
_____	_____
_____	_____
_____	_____

--	--


_____	_____
_____	_____
_____	_____
_____	_____

--	--	--

_____	_____
_____	_____
_____	_____
_____	_____

_____	_____
_____	_____
_____	_____
_____	_____

_____	_____
_____	_____
_____	_____
_____	_____



--



	2020 12 28 2021 1 8

2021 8 7 8 14 2021 8 14

	2021 6 7	2021 6 14

	2021 8 7 8 14	2021 8 14

	2021 3 6 2021 3 9
	“
	3.15

	2021 9 8 10 15

	2020 11 10 2020 11 20
	18

	2021 1 17	2021 2 21	2021 2 12

--	--	--

	2021 2 27	2021 3 5

	2020 12 1	2020 12 31

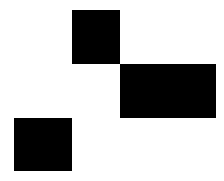
	2020 12 14 2021 1 7

--



┌

.



^
êGQ

Å

12,000.00

--	--	--

--	--

--	--	--

--	--	--

6	1	50
		2000

X

BY

&





